

630, 631 and 634 Series. The Standard for Safety and Style.

When your project requires a listed rolling service fire door, the 630, 631 and 634 Series provide a better all-around solution. The 630/631/634 Series are designed to meet the most stringent fire safety standards in a range of labels, sizes, and mounting options. These NFPA-80-compliant doors are also available in a variety of slat profiles, material finishes and colors — so you won't have to sacrifice style in favor of functionality.

Built for Safety First.

The 630/631/634 Series meet or exceed industry fire safety testing standards, including UL, FM, ULC, New York City (MEA) and State of California (CSFM) requirements. The doors' fusible links mount on both sides of the wall and separate at 165°F (74°C) for ambient conditions under 100°F (38°C), or at 212°F (100°C) for ambient conditions over 100°F (38°C).

A Host of Fire-Safety Options for Added Protection.

A wide array of options enhance the performance of 630/631/634 Series in emergency situations, and also allow customization to specific job requirements. UL-listed FireLite™ vision lites in 4-, 3-, and 1 1/2-hour labels allow control of light and sight without compromising the door's fire protection. UL-listed brush-type smoke gaskets satisfy smoke retardation requirements. Photoelectric or ionization-type smoke detectors are also available when the Fire Sentinel release device is installed.

Fire Sentinel® for Fail-Safe Protection.

The Fire Sentinel provides advanced protection of people and property and prevents door closure during momentary power outages. This UL-listed, fail-safe device provides a 10-second time delay release and independent 10-second time delay on power loss to control the door's operation in an emergency. A 30-second time delay is optional. Innovative engineering affords easy, convenient reset, and the device is vibration resistant to prevent false closure. An "intelligent"

operation feature on some models recognizes an already-closed door to prevent damage to the release mechanism. Advanced options — from 72-hour battery back-up and strobe/sounder alarms to programmable multilingual enunciators — make the Fire Sentinel a vanguard of safety under the most demanding circumstances.

Fire Minuteman™ Reset Hoist.

Fire Minuteman is a UL listed and FM approved chain reset hoist designed to eliminate the need to release a fire door's spring tension on fire drop mode and allows one person to reset the door from the floor. Used in a unique combination with the Fire Sentinel®, reset can be accomplished on an alarmed system without the aid of a ladder, special tools or a technician.

630 Series. A Superior Choice for a Spectrum of Projects.

The unsurpassed versatility of the 630 Series makes it our best-selling fire door. The 630 Series is available in labels from 3/4 to 3 hours, for mounting in masonry, steel or wall-board. It fits openings up to 41' 2" by 25' 4". The 630 Series also offers the choice of galvanized or stainless steel in 18-, 20- or 22 gauges, as well as flat or curved slat profiles and 21 color options — making this reliable, rated door as strong and durable as it is aesthetically pleasing.

631 Series. An Economical Choice for Standard Applications.

The 631 Series is an ideal choice where both safety and economy are priorities. This 24-gauge steel door is available in up to a 3-hour label for doors up to 144 sq. ft. (13378 sq. mm), as well as up to an oversize 3-hour label for doors up to 14' by 12' (4267 mm by 3658 mm).

634 Series. 4-Hour Protection for Standard and Oversized Applications.

The 634 Series are the highest-rated rolling service fire doors we sell. These doors are available with a 4-hour label for openings up to 144 sq. ft. (13378 sq. mm), or a 4-hour label for openings up to 25' 4" high by 41' 2" wide (7722 mm by 12548 mm).

Note: Size limits given are just a guide. Consult your Overhead Door distributor for a complete evaluation of your application.

21 Optional Powder Coat Finishes



Quaker Bronze Mat



Hunter Green




Buckskin



Statuary Bronze Mat



Deep Forest Green



Cream



Brick Red Mat




Dove Gray



Khaki




Black Mat




Ivory



Mist Blue



Colonial White Mat




Bone White Mat



Patriot Blue



Interstate Green



Standard White



Dark Bronze



Hartford Green



Polar



Midnight

PRODUCT APPLICATION CHART

Door Label	Mounting	Wall Construction	Max. Width	Max. Height	Max. Area	Agency	Series
4 Hr Label	Face of Wall	Masonry/Steel	12' (3658 mm)	12' (3658 mm)	144 Sq Ft (13378 sq. mm)	ULI CSFM	634
Oversize 4 Hr	Face of Wall	Masonry/Steel	41' 2" (12548 mm)	25' 4" (7722 mm)	683 Sq Ft (63453 sq. mm)	ULI CSFM	634
3 Hr / 1 1/2 Hr 3/4 Hr / 1 1/2 Hr	Face of Wall	Masonry/Steel	12' (3658 mm)	12' (3658 mm)	144 Sq Ft (13378 sq. mm)	ULI CSFM	631
Oversize 3 Hr 1 1/2 Hr	Face of Wall	Masonry/Steel	14' (4267 mm)	12' (3658 mm)	168 Sq Ft (15608 sq. mm)	ULI CSFM	631
1 1/2 Hr	Face of Wall	UL 411 Wall	12' (3658 mm)	12' (3.7 m)	144 Sq Ft (13378 sq. mm)	ULI CSFM	631
Oversize 1 1/2 Hr	Face of Wall	UL 411 Wall	14' (4267 mm)	12' (3658 mm)	168 Sq Ft (15608 sq. mm)	ULI CSFM	631
Oversize 1 1/2 Hr w/ Steel Tubes	Face of Wall	UL 411 Wall	16' (4877 mm)	12' (3658 mm)	192 Sq Ft (17837 sq. mm)	ULI CSFM	63
3 Hr / 1 1/2 Hr 3/4 Hr / 1 1/2 Hr	Face or B. Jambs**	Masonry/Steel	12' (3658 mm)	12' (3658 mm)	144 Sq Ft (13378 sq. mm)	ULI CSFM	630
Oversize 3 Hr Label	Face of Wall	Masonry/Steel	41' 2" (12548 mm)	25' 4" (7722 mm)	683 Sq Ft (63453 sq. mm)	ULI CSFM	630
Oversize 3 Hr Label	B/T Jambs **	Masonry/Steel	24' (7315 mm)	24' (7315 mm)	576 Sq Ft (53512 sq. mm)	ULI CSFM	630
1 1/2 Hr	Face or B/T Jambs**	UL 411 Wall	12' (3658 mm)	12' (3658 mm)	144 Sq Ft (13378 sq. mm)	ULI CSFM	630
Over sized 1 1/2 Hr	Face or B/T Jambs**	UL 411 Wall	14' (4267 mm)	12' (3658 mm)	168 Sq Ft (15608 sq. mm)	ULI CSFM	630
Over sized 1 1/2 Hr	Face of Wall	UL 411 Wall	16' (3658 mm)	12' (3658 mm)	192 Sq Ft (17837 sq. mm)	ULI CSFM	630
3 Hr 1 1/2 Hr	Face or B/T Jambs**	Masonry/Steel	12' (3658 mm)	12' (3658 mm)	144 Sq Ft (13378 sq. mm)	FM	630
1 1/2 Hr	Face or B/T Jambs**	UL 411 Wall	12' (3658 mm)	10' 10" (3302 mm)	140 Sq Ft (13.1 sq. mm)	FM	630
Over size 3 Hr 1 1/2 Hr	Face or B/T Jambs**	Masonry/Steel	18** (5486 mm)	18** (5486 mm)	324 Sq Ft (30101 sq. mm)	FM	630
3 Hr 1 1/2 Hr	Face of Wall	Masonry/Steel	12' (3658 mm)	12' (3658 mm)	144 Sq Ft (13378 sq. mm)	UL of Canada	630
3 Hr 1 1/2 Hr	Face of Wall	UL 411 Wall	12' (3658 mm)	12' (3658 mm)	144 Sq Ft (13378 sq. mm)	UL of Canada	630

* –FM reviews each size above the oversize service on a case basis.

** –Between jamb doors are based on the width of wall and from floor to top of coil (under lintel)

ULI –Underwriters Laboratories, Inc. CSFM –California State Fire Marshall

Information is subject to change. Please call your local Overhead Door distributor for special applications or if your application is not listed.



OVERHEAD DOOR

SERIES

630

631

634

Standard Features At a Glance

- Available with UL and FM 3-hour labels for doors up to 12' (3658 mm) wide or high (630 Series only)
- Available with UL 3-hour labels for doors up to 12' (3658 mm) wide or high (631 Series only)
- Available with UL oversize label for doors up to 14' (4267 mm) wide or high (630 Series only)
- 4-hour UL label available for masonry fire walls (634 Series only)
- Oversize 4-hour UL label available for masonry fire walls (634 Series only)
- NFPA-80 compliant
- Labeled to meet New York City and California State Fire Marshal fire safety standards
- Fusible link separates at 165°F (74°C) to automatically close the door
- Governor controls rate of door descent during a fire
- UL-listed welded wall angle (630 Series) for face-of-wall applications in masonry fire walls eliminates drill and tap processes
- 1 1/2-hour UL label for non-masonry applications (630 and 631 Series)
- Guide assembly rests on sill for flush guide installation
- Locking standards
 - Slide bolt on push-up and crank
 - Drive train on motor

Options

- Fire Sentinel® time-delay release device
- Fire Minuteman™ reset hoist
- FireLite® vision lites in 4-, 3-, and 1 1/2-hour labels
- UL-listed brush-type smoke gaskets
- Photoelectric or ionization-type smoke detectors
- Chain hoist (below 80 sq. ft. or 7432 sq.mm), crank or electric operation
- Powder-coat paint finish in 21 standard colors, custom colors, or color-matched to architect's specification available

ARCHITECTURAL SPECIFICATIONS*

630 631 634

PART 1 GENERAL

1.01 Work Included

The doors will be Series 630, 631 or 634 as manufactured by Overhead Door Corporation.

1.02 Related Work

Opening preparation, miscellaneous or structural metal work, access panels, finish or field painting, field electrical wiring, wire, conduit, fuses and disconnect switches are in the Scope of Work of other divisions or trades.

1.03 Quality Assurance

In accordance with accepted quality assurance guidelines for motor-operated doors, both the rolling service fire door and electric operator (optional) shall be manufactured by a single-source producer of door systems; as by Overhead Door Corporation.

PART 2 PRODUCT

2.01 Curtain

Curtain will be interlocking roll-formed slats as specified following. Endlocks will be attached to each end of alternate slats to prevent lateral movement.

Series 630/634

Curved profile type C-187 for doors thru 14' 0" (4267 mm) wide by 12' 0" (3658 mm) high, fabricated of 22 gauge galvanized steel. (Optional 20 ga. galvanized or 22 ga. stainless steel.)

Curved profile type C-187 for doors over 14' 0" (4267 mm) thru 20' 0" (6096 mm) wide, fabricated of 20 gauge galvanized steel. (Optional 18 ga. galvanized or 20 ga. stainless steel.)

Curved profile type C-275 for doors thru 14' 0" (4267 mm) wide by 12' 0" (3658 mm) high, fabricated of 22 gauge galvanized steel. (Optional 20 ga. galvanized or 22 ga. stainless steel.)

Curved profile type C-275 for doors over 14' 0" (4267 mm) thru 20' 0" (3658 mm) wide, fabricated of 20 gauge galvanized steel. (Optional 18 ga. galvanized or 20 ga. stainless steel.)

Curved profile type C-275 for doors over 20' 0" (6096 mm) thru 41' 2" (12548 mm) wide, fabricated of 18 gauge galvanized steel. (Optional 16 ga. galvanized steel.)

Flat profile type F-265 for doors thru 14' 0" (4267 mm) wide by 12' 0" (3658 mm) high, fabricated of 22 gauge galvanized steel. (Optional 20 ga. galvanized or 22 ga. stainless steel.)

Flat profile type F-265 for doors over 14' 0" (4267 mm) thru 20' 0" (6096 mm) wide, fabricated of 20 gauge galvanized steel. (Optional 18 ga. galvanized or 20 ga. stainless steel.)

Flat profile type F-265 for doors over 20' 0" (6096 mm) thru 41' 2" (12548 mm) wide, fabricated of 18 gauge galvanized steel.

Series 631

Curved profile type C-187 for doors thru 14' 0" (4267 mm) wide, fabricated of 24 gauge galvanized steel.

Flat profile type F-265 for doors thru 14' 0" (4267 mm) wide, fabricated of 24 gauge galvanized steel.

2.02 Bottom Bar

Bottom bar will be two back to back structural steel angles 1 1/2" (38 mm) by 1 1/2" (38 mm) by 1/8" (3 mm) minimum. (Optional single angle for conveyor applications.) (Optional galvanized or stainless steel.) (Optional sloping bottom bar within UL limits)



Installation and Service: Overhead Door Company of Madison

2.03 Guides

630 Series/631 Series

Guides will be roll-formed steel shapes attached to continuous steel wall angle for doors thru 12' (3658 mm) wide. Three structural steel angles with minimum thickness of 3/16" (5 mm) for doors over 12' (3658 mm) wide. Guides for between jamb doors will be structural angles.

634 Series

Guides will be three structural steel angles with a minimum thickness of 3/16" (5 mm) mounted to the face of the jamb.

2.04 Brackets

Brackets will be steel plate to support counterbalance, curtain and hood.

2.05 Counterbalance

Counterbalance will be helical torsion spring type housed in a steel tube or pipe barrel, supporting the curtain with deflection limited to 0.03" per foot (25 mm/m) of span. Counterbalance will be adjustable.

2.06 Hood

630/634 Series

Hood will be 24 gauge galvanized primed steel minimum for wall openings thru 19' (5791 mm) wide. 22 gauge galvanized primed steel for wall openings over 19' (5791 mm) wide. Hood will be equipped with thermally controlled, internal, galvanized steel flame baffle. Provide one intermediate support bracket for wall openings over 13' 6" (4115 mm) wide and two support brackets for wall openings over 19' 0" (5791 mm) wide.

631 Series

Hood will be 24 gauge galvanized primed steel. Hood will include one intermediate support bracket for openings over 13' 6" (4115 mm) wide.

2.07 Finish

Steel slats and hood will be galvanized in accordance with ASTM A 653 and receive rust-inhibitive, roll coating process, including 0.2 mils thick baked-on prime paint, and 0.6 mils thick baked-on polyester gray

(optional tan) (optional powder coated) top coat. Non-galvanized exposed ferrous surfaces shall receive one coat of rust-inhibitive primer. (Optional stainless steel slats will be 2B mill finish or No. 4 satin finish.).

2.08 Color

Polyester top coat shall be grey or tan. (Powder coating finish in color is optional.)

2.09 Glazing

(Optional fire-rated vision panels, up to four glazing panels 3" (76 mm) by 5/8" (16 mm); FireLite glazing as manufactured by Nippon Electric Glass Co.) Available on 4 hour, 3 hour, and 90 minute label doors.

2.10 Operation

Standard operation will be manual push up to approximately 80 sq ft. (7432 sq.mm), standard chain operation over approximately 80 sq ft. (7432 sq.mm) (Optional chain hoist, crank.) Optional electric motor operation will be UL listed electric operator, size as recommended by manufacturer to move door in either direction at not less than 2/3 foot (203 mm) nor more than 1 foot (305 mm) per second. (Optional sensing edge protection will be Pneumatic or Electric. Electric sensing edge available as a 2 wire or 4 wire "Fail-Safe" version).

Operator controls will be Push-button (Optional Key or Keyed push-button) operated control stations with open, close, and stop buttons for surface (flush) mounting, for interior (exterior)(both interior and exterior) location.

2.11 Automatic Closure

(See Fire Sentinel specification for time delay release device.)

(See Fire Minuteman specification for test and reset hoist.)

2.12 Locking

(Optional locking mechanisms include interior bottom bar slide bolt, interior slide lock for electric operation with interlock switch or cylinder locking bottom bar with mortise cylinders.)

2.13 Wall Mounting Condition

Standard mounting will be face-of-wall mounting (Optional between jambs mounting.)

2.14 Label

630 Series

Rolling fire doors up to 144 sq. ft. (13378 sq.mm) and 12' (3658 mm) in width or height shall bear the (UL and FM 3-Hour Label.) (ULC 3-Hour label.) (UL and FM 1 1/2 Hour Label for non-masonry fire walls.)

Rolling fire doors over 144 sq. ft. (13378 sq.mm) will receive the UL Oversize Fire Door Label.

Rolling fire doors over 144 sq. ft. (13378 sq.mm) and not exceeding 18' (5486 mm) in height or width will receive the Factory Mutual Label for Oversize Fire Doors. Doors over 18' must be reviewed by FM.

631 Series

Rolling fire doors up to 144 sq. ft. (13378 sq.mm) and 12' (3658 mm) in width or height shall bear the UL 3-Hour Label and the UL 1 1/2 Hour Label for non-masonry fire walls.

Rolling fire doors over 144 sq. ft. (13378 sq.mm) will receive the UL Oversize Fire Door Label. Maximum authorized wall opening is 14' 0" (4267 mm) wide x 12' 0" (3658 mm) high.

Rolling fire doors up to 144 sq. ft. (13378 sq.mm) and 12' (3658 mm) in width and height will bear the UL 4-Hour Label.

Rolling fire doors over 144 sq. ft. (13378 sq.mm) or over 12' (3658 mm) in width or height will receive the UL Oversize Fire Door Label.